

Series: Introduction of GHI Models
English text

Catamaran

Sailboat

Express


Expedition

phoenix

Series

To build the greatest yacht ever.





GHI logo was inspired by the philosophy of Korean flag, one of the four elements on the flag is “Gam”, meaning **Water, Great ocean**. GHI follows oriental philosophy by pursuing the perfect beauty of balance and harmony to create a safe voyage and expedition. This Embodies the vision of GHI staffs who respect the universe, seek continuous creation and enrichment. GHI is dedicated to work harmoniously to carry out the nation’s tasks of unifying its people and contributing to world peace and prosperity.

Discover your dream with us.

We custom-tailor our yachts according to customers' wishes in the GHI Yard.

GHI Yachts is a complete yacht manufacturing facility based in South Korea, in the center of the North-East Asian Sea between China and Japan, the strategic gate to Eurasia and convenient to the American markets. We are well positioned to meet the needs of yachting clients around the world, covering all aspects including design, engineering, construction, service and logistics, as well as providing complete service training.

GHI took the craftsman-factory approach right from the start. Our luxurious custom built yachts are masterpieces of modern technology and approach allows our customers to create their own designs, interior layouts, equipment and outfitting options they prefer. Our most exclusive area of business is inspired by our customers, many of whom prefer individuality and bespoke details with their yachts.

Over the years we have been able to gain such a wide range of experience that we can fulfill practically any desire. In order to meet the highest standards, a wide variety of perfectly-trained specialists work in the GHI Yard. We finely craft steel and aluminum structures, the benefit of using these materials is additional comfort in less-than-perfect sea conditions. Our yachts are designed to be your luxurious "home away from home".

The GHI ecological and effective shipbuilding program makes it possible for your new custom yacht to be available for your enjoyment in 7 to 36 months depending on your choice of model.




Phoenix series

Phoenix 130





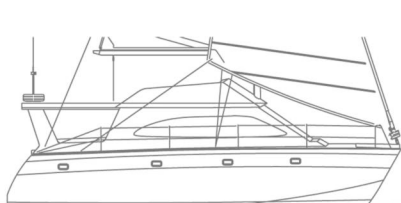


Catamaran line

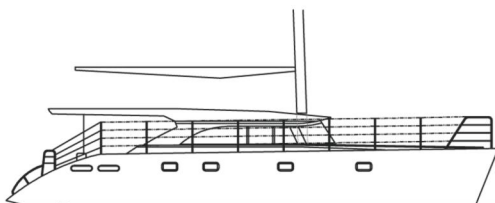
A UNIQUE cruising partner



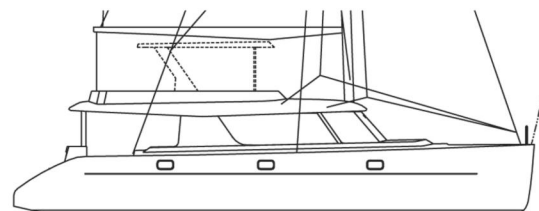
GHI Catamarans are strong and fast capable passagemakers. They are built of aluminum alloy and feature interiors with extensive living space and offer comfort and safety for all aboard. They combine the thrill and teamwork of sailing with comfort, privacy and great social spaces. For personal use or charter, they provide all you are looking for.



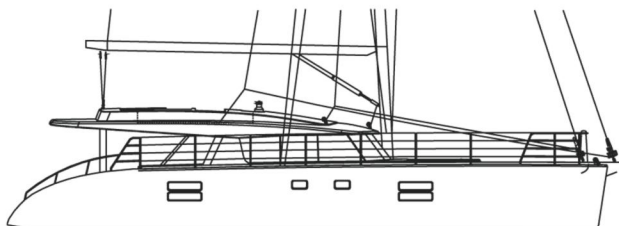
Sail Catamaran 45



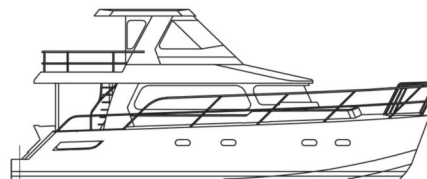
Sail Catamaran 52



Sail Catamaran 55



Sail Catamaran 62



Power Catamaran 45

Catamaran line

SC62





—
SC 52

Catamaran line

—
SC55 & SC62 in Jeju Island





—
SC55

— Interior of SCs

SC line boasts a spacious and airy interior, finely finished in natural wood, with modern lines and comfortable furnishings perfect for holidays in the sun.



Catamaran line





SC40



Sailboatline

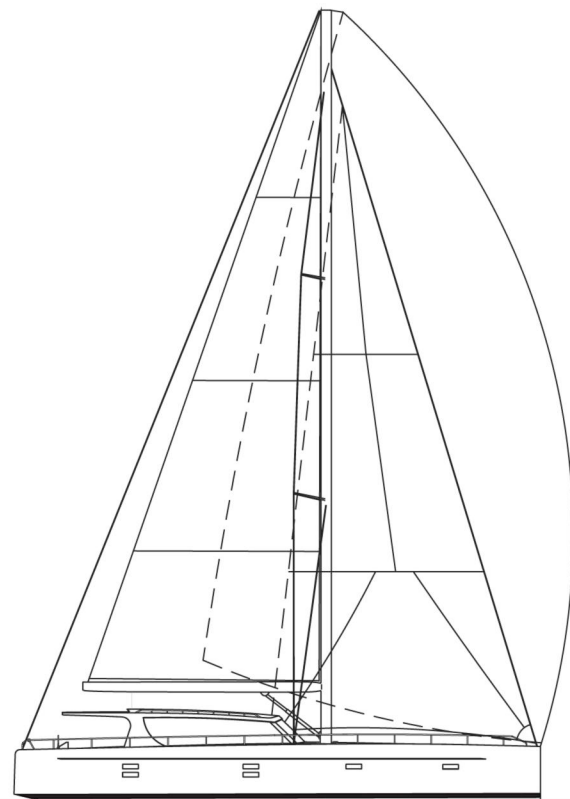
Make voyages!



Classic G40



Classic G50



55DS

GHI offers 40 and 50 ft(12 and 15 m) models of sailboats. They display the graceful elegance of a well designed sailing yacht. **Sailing offers an opportunity to feel closer to nature and enjoy the peace of the wind and water.** GHI Sailboats are also friendly to the environment.



Sailboat line





Love of Sea

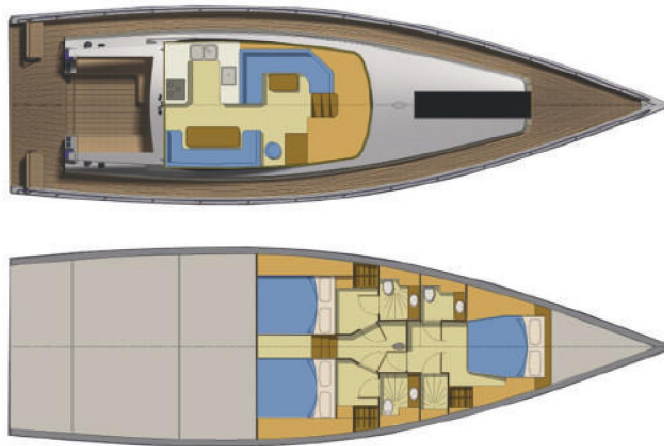
Sailboat G40 & 50
at Mokpo Marina, Korea



Sailboat line



—
Layout






Sailboat 55DS

GHI New 55 ft decksaloon fast sloop,
designed by Isonaval, Spain

Sailboat line - Introduction of New model



New Pungryu 40
Layout



New Pungryu 35



New Pungryu 50

Expedition line

HOME away from home



CLASSIC G43



CLASSIC G62



Expedition 65




Expedition 100

The Expedition series consists of 43, 62 and 65 ft (13, 19 and 20 m) for the smaller and medium sized yachts and 100, 125 and 148 ft (30, 38 and 45 m) for the luxury yachts.

These yachts are well appointed to provide you with the ultimate cruising experience.



Expedition 125



Expedition 148

Expedition line



Classic G43





Explore the beautiful sentosa island
on Saturday at 10AM

The Classic G62
The Expedition line is exciting
featuring sporty and stylish looks inside and out.

Expedition line

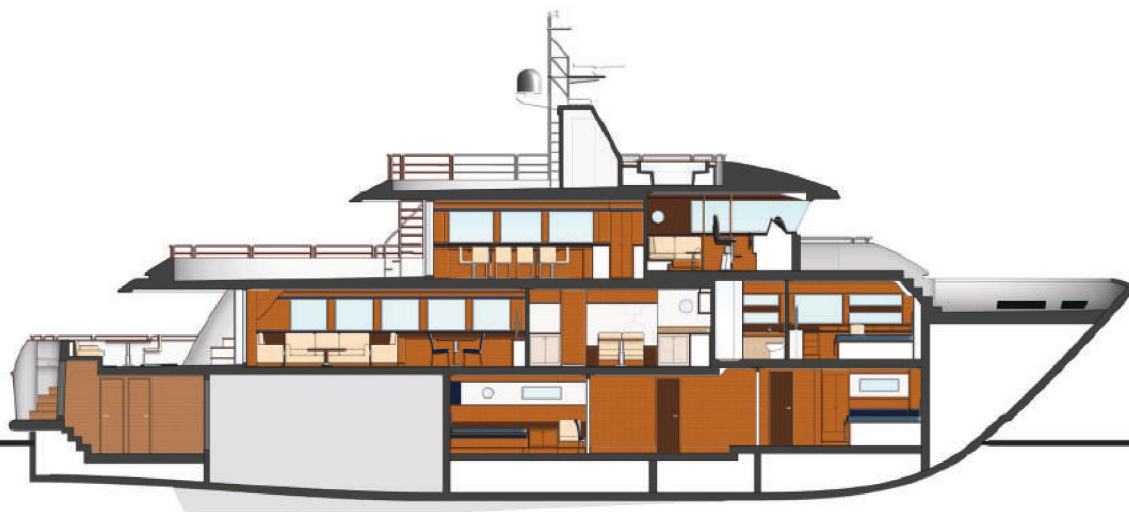
Expedition 65(20 m)

—
Preliminary drawing
(Outboard & Inboard profile)



Expedition 100(30 m)

—
Preliminary drawing
(Outboard & Inboard profile)



Expedition line - Superyacht range


Expedition 125(38 m)

—
Preliminary drawing
(Outboard & Inboard profile)



Expedition 145(48 m)

—
Preliminary drawing
(Outboard & Inboard profile)



Expedition line - Introduction of New model



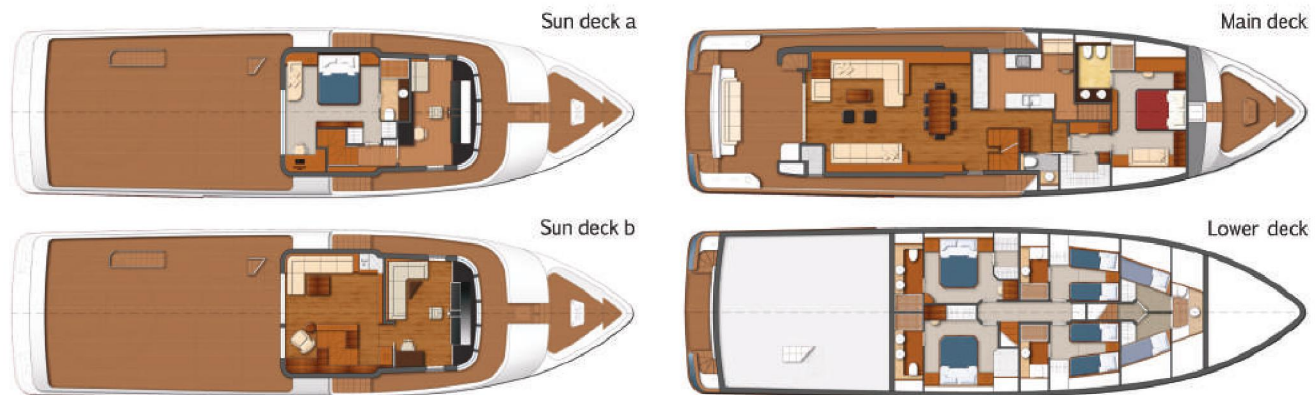
Bruce Roberts 65(20 m)

—
New 65 ft Expedition

New 78 ft after deckhouse expedition

—
Preliminary drawing
(Outboard)






New 82 ft heli deck expedition

—
Preliminary drawing
(Outboard & Layout)



Manufacture of aluminum hull, FRP hull, C-FRP hull
Designer: Lazzara (USA) / Interior Designer: Alex(France)





Lazzara LMY 116



new 105 feet by Tommaso Spadolini for Lazzara

Lazzara NEW 105

Lazzara LSX 92





Lazzara LMY 84



Lazzara LSX 75

Lazzara LMY 64



General Information

FAQs

The questions and answers below are based on the most common questions we have received from our customers.

How long does it typically take to build a yacht?

—
This depends on the type and size of your yacht.

The more customized the yacht, the longer it takes. The build process can take from less than a year to more than three years. Timing will also be determined by the build specification and design issues – from naval architecture to the interior design.

What if I change my mind about certain specifications halfway through the build?

—
These are called “change orders” and they are quite common. The legalities of change orders and how they should be dealt with should be included in the build contract when building a custom or semi-custom yacht, but it should be understood that not everything can be changed. These could imply a change in the delivery date, the price or the performance of the yacht. Once the hull and superstructure have been built, it could be too late to change the initial design.

Can I use my own interior designer or must I use someone with experience of yachts?

—
It is entirely up to you, although it is advisable to use someone with know-how of yachts as there are lots of constraints regarding construction that are not always obvious for a designer without relevant experience. A combination of designers – your own, some from the yard or an external team – can work well. When building a semi-custom yacht it also makes sense to work with designers who are familiar with the selected yard, or are part of its in-house team.

How will payment be structured?

—
A deposit, or down payment, will be paid at contract signature. Thereafter, payments will be made upon completion of each milestone stage of the build process.
The final amount is paid on delivery and acceptance of the vessel.

Contacts

Mail GHI Yachts
35, Daebulsandan 8-ro 1-gil, Samho-eup, Yeongam-gun,
Jeollanam-do, Republic of Korea

Tel. +82 (61) 464 0900

Fax. +82 (61) 464 0790

E-mail ghigroup@daum.net

Website www.ghiyachts.com

In compiling this document, GHI Yachts relies upon information supplied by a number of sources. The document is supplied on the basis that while GHI Yachts believes all the information in it will be correct at the time of publication, it does not warrant its accuracy or completeness and to the full extent allowed by law excludes liability in contract, tort or otherwise, for any loss or damage sustained by the reader, or by any other person or body corporate arising from or in connection with the supply or use of the whole or any part of the information in this document.